










PoliceOne's Gun Policy & Law Enforcement survey was conducted between March 4 and March 13, 2013, receiving 15,595 responses from verified police professionals across all ranks and department sizes.












1. Are you either current or former/retired Law Enforcement?

		Response Percent	Response Count
Current		76.2%	12,271
Former/Retired		18.7%	3,008
Neither		5.2%	834
answered question			16,113






2. What is (or was) the size of your department?

		Response Percent	Response Count
1-25		18.1%	2,739
26-100		26.5%	4,010
101-250		16.4%	2,482
251-500		10.8%	1,631
501-1000		8.8%	1,330
1000+		19.3%	2,917
answered question			15,109






3. What is (or was) your highest rank?

		Response Percent	Response Count
Officer		30.5%	4,605
Sergeant		20.4%	3,083
Lieutenant		9.0%	1,359
Deputy		7.8%	1,172
Chief		4.8%	729
Asst. Chief		1.6%	235
Captain		3.8%	571
Commander		1.2%	179
Sheriff		0.7%	109
Detective		9.8%	1,487
Other (please specify)		10.5%	1,580
		answered question	15,109




4. What effect do you think the passage of the White House's currently proposed legislation would have in improving police officer safety?

		Response Percent	Response Count
Significant		3.0%	438
Moderate		8.6%	1,255
None		60.6%	8,878
Negative		24.6%	3,597
Unsure		3.2%	474
answered question			14,642




5. What effect do you think a federal ban on manufacture and sale of some semi-automatic firearms, termed by some as "assault weapons," would have on reducing violent crime?

		Response Percent	Response Count
Significant		1.6%	227
Moderate		6.0%	885
None		71.0%	10,397
Negative		20.5%	3,004
Unsure		0.9%	129
answered question			14,642




6. Do you think a federal ban on manufacture and sale of ammunition magazines that hold more than 10 rounds would reduce violent crime?

		Response Percent	Response Count
Yes		2.7%	391
No		95.7%	14,013
Unsure		1.6%	238
answered question			14,642




7. Do you think that a federal law prohibiting private, non-dealer transfers of firearms between individuals would reduce violent crime?

		Response Percent	Response Count
Yes		11.5%	1,684
No		79.7%	11,663
Unsure		8.8%	1,295
answered question			14,642




8. Do you think increasing the severity of punishments for gun trafficking, particularly by unlicensed dealers or "straw purchasers" who buy arms for persons ineligible to own them, would reduce instances of gun crime?

		Response Percent	Response Count
Yes		58.8%	8,610
No		28.7%	4,205
Unsure		12.5%	1,827
answered question			14,642




9. Should citizens be required to complete a safety training class before being allowed to buy a gun?

		Response Percent	Response Count
Yes, for all weapons		42.3%	6,147
Yes, but only for certain weapons		14.4%	2,087
No		43.3%	6,281
answered question			14,515




10. Would requiring mental health background checks on prospective buyers in all gun sales from federally-licensed dealers reduce instances of mass shooting incidents?

		Response Percent	Response Count
Yes		31.3%	4,536
No		44.8%	6,504
Unsure		23.9%	3,475
answered question			14,515




11. Do you support the concept of a national database tracking all legal gun sales?

		Response Percent	Response Count
Yes		23.0%	3,334
No		70.0%	10,155
Unsure		7.1%	1,026
answered question			14,515






12. How big a problem do you feel gun crime is in your jurisdiction?

		Response Percent	Response Count
Significant		16.1%	2,317
Average		44.1%	6,326
Small		39.8%	5,706
answered question			14,349






13. Do you believe that use of a firearm while perpetrating a crime should result in stiff, mandatory sentences with no plea bargains?

		Response Percent	Response Count
Yes		91.4%	13,117
No		5.4%	770
Unsure		3.2%	462
answered question			14,349




14. What is your opinion of some law enforcement leaders' public statements that they would not enforce more restrictive gun laws in their jurisdictions?

		Response Percent	Response Count
Very Favorable		48.8%	7,004
Favorable		22.2%	3,181
Unfavorable		9.6%	1,382
Very unfavorable		7.2%	1,029
Unsure/Neutral		12.2%	1,753
answered question			14,349



15. If you were Sheriff or Chief, how would you respond to more restrictive gun laws?

		Response Percent	Response Count
Not enforce and join in the public, vocal opposition effort		44.9%	6,440
Not enforce and quietly lead agency in opposite direction		17.2%	2,468
Enforce and publicly support the proposed legislation		7.9%	1,132
Enforce and quietly lead agency in support of legislation		10.0%	1,440
Unsure		20.0%	2,869
answered question			14,349





16. Do you believe gun buyback or turn-in programs can be or have been effective in reducing the level of gun violence?

		Response Percent	Response Count
Yes		11.2%	1,592
No		81.5%	11,574
Unsure		7.3%	1,034
answered question			14,200




17. Do you have an active 'open carry movement' — individuals and groups carrying firearms as means of political statement — in your jurisdiction?

		Response Percent	Response Count
Yes		34.2%	4,862
No		65.8%	9,338
answered question			14,200






18. Whether or not you have an active 'open carry movement' in your jurisdiction, what is your opinion about the concept and practice?

		Response Percent	Response Count
I support both concept and practice		31.1%	4,416
It is a valid concept but the practice is misguided		40.8%	5,796
In both concept and practice open carry is a bad idea		18.2%	2,590
Unsure/Neutral		9.8%	1,398
		answered question	14,200









19. Do you support the concealed carry of firearms by civilians who have not been convicted of a felony and/or not been deemed psychologically/medically incapable?

		Response Percent	Response Count
Yes, without question and without further restrictions		91.3%	12,968
No, only law enforcement officers should carry firearms		4.1%	586
Unsure/Neutral		4.5%	646
		answered question	14,200






20. On a scale of one to five — one being low and five being high — how important do you think legally-armed citizens are to reducing crime rates overall:

		Response Percent	Response Count
1		4.7%	665
2		4.9%	701
3		14.0%	1,981
4		21.7%	3,082
5		54.7%	7,771
answered question			14,200






21. What would help most in preventing large scale shootings in public? Choose the selection you feel would have the most impact:

		Response Percent	Response Count
Improved background screening to determine mental wellness of gun purchasers		14.0%	1,966
Longer prison terms for gun-related violent crimes		7.9%	1,105
More aggressive institutionalization for mentally ill persons		19.6%	2,749
More legislative restrictions on "assault weapons" and ammo magazines		0.9%	128
Tighter limits on weapons sales and transfers		1.5%	214
More armed guards/paid security personnel		15.8%	2,220
More permissive concealed carry policies for civilians		28.8%	4,035
Other (please add)		11.4%	1,605
		answered question	14,022






22. Considering the particulars of recent tragedies like Newtown and Aurora, what level of impact do you think a legally-armed citizen could have made? Choose the statement that you feel is most accurate:

		Response Percent	Response Count
Innocent casualties would likely have been avoided altogether		6.2%	865
Casualties would likely have been reduced		80.0%	11,215
There would have been no difference in outcome		4.1%	568
An active gunfight might have resulted in greater loss of innocent lives		5.5%	767
Unsure or prefer not to answer		4.3%	607
answered question			14,022




23. Do you support arming teachers and/or school administrators who volunteer to carry at their school? Choose the statement you most agree with:

		Response Percent	Response Count
Yes, if they are vetted, trained, and qualified annually		76.6%	10,745
Yes, if they pass a one-time police-level proficiency check		4.7%	662
No, only sworn school resource officers should be armed		15.8%	2,219
No, our schools should be considered 'gun free zones'		1.5%	212
Unsure/No		1.3%	184
answered question			14,022




24. Do you carry a firearm off duty?

		Response Percent	Response Count
Always		59.9%	8,399
Usually		23.7%	3,324
Sometimes		12.3%	1,729
Rarely		2.4%	342
Never		1.6%	226
answered question			14,020




24. Do you think proposed new legislation setting a limit on magazine capacity would negatively affect you?

		Response Percent	Response Count
Yes		67.6%	9,311
No		27.2%	3,743
Unsure		5.2%	720
answered question			13,774









26. Do you regularly do firearms proficiency training with your setup (assuming a different weapon, holster, carry position, etc. than on duty)?

		Response Percent	Response Count
Yes, I train regularly		66.6%	9,171
Yes, I train sometimes		30.2%	4,154
No, I don't train for off duty		3.3%	449
answered question			13,774

27. If you do all the abovementioned training, do you also train your family members?

		Response Percent	Response Count
Yes, we train extensively, including visualizations/rehearsals.		19.6%	2,695
Somewhat. We have talked about possible scenarios and their responsibilities.		63.2%	8,712
No, we haven't spent much time training together for off-duty incidents.		17.2%	2,367
		answered question	13,774

28. What do you believe is the biggest cause of gun violence in the United States?

		Response Percent	Response Count
Pop culture influence (eg. violent movies, video games)		13.9%	1,941
Parole, early release, and short sentencing for violent offenders		14.7%	2,052
Guns are too prevalent and easy to obtain		4.4%	611
Poor identification and treatment of mentally ill individuals		10.1%	1,416
Decline in parenting and family values		38.1%	5,330
Economic factors/income inequality		1.6%	223
Unsure		2.4%	340
Other (please specify)		14.8%	2,064
		answered question	13,977

About the Survey

PoliceOne's Gun Policy & Law Enforcement survey was conducted between March 4 and March 13, 2013. More than 15,000 officers completed the survey, which was promoted by PoliceOne exclusively to its 400,000 registered members, comprised of verified law enforcement professionals. Only current, former or retired law enforcement personnel were eligible to participate in the survey. The survey sample size was broadly distributed by geography and rank in proportion to the U.S. law enforcement community at large. Respondents comprised a variety of ranks from departments of all sizes, with the majority representing departments of greater than 500 officers. Of those that took the survey, 80 percent were current law enforcement officers and 20 percent were former/retired law enforcement.